





# AEA Calendar Survey 1

What level best describes your work location?			
		Response Percent	Response Count
elementary school		40.8%	164
middle school		22.4%	90
high school		33.8%	136
annex/student services		3.0%	12
		<b><i>answered question</i></b>	<b>402</b>
		<b><i>skipped question</i></b>	<b>0</b>